

LFO2-A4 Oxygen Sensor

Lead-free 3-Electrode



Figure 1 LFO2-A4 Schematic Diagram



PERFORMANCE

| | | |
|---------------|---|-----------|
| Output | μA @ 20.9% O_2 | 90 to 120 |
| Response time | t_{90} (s) from 20.9% to 0% O_2 | < 15 |
| Linearity | % O_2 deviation @ 10% O_2 | < 0.10 |

LIFETIME

| | | |
|---------------------|--|------------|
| Sensitivity @ -20°C | % (output @ -20°C/output @ 20°C) | 80 to 90 |
| Sensitivity @ 50°C | % (output @ 50°C/output @ 20°C) | 105 to 115 |
| Output drift | % change in output @ 3 months | < 1 |
| Operating life | months until 85% original output of 20.9% O_2 | > 48 |

KEY SPECIFICATIONS

| | | |
|-------------------|--|-----------|
| Temperature range | °C | -30 to 50 |
| Pressure range | kPa | 80 to 120 |
| Humidity range | % rh continuous (0 to 99 %rh short term) | 5 to 95 |
| Storage period | months @ 3 to 20°C (store in sealed pot, open circuit) | 6 |
| Bias voltage | mV | -600 |
| Diameter | mm (including label) | 20.0 |
| Height | mm (including foam ring) | 17.4 |
| Weight | g | < 6 |

NOTE: all sensors are tested at ambient environmental conditions, with 47 ohm load resistor, unless otherwise stated. As applications of use are outside our control, the information provided is given without legal responsibility. Customers should test under their own conditions, to ensure that the sensors are suitable for their own requirements.



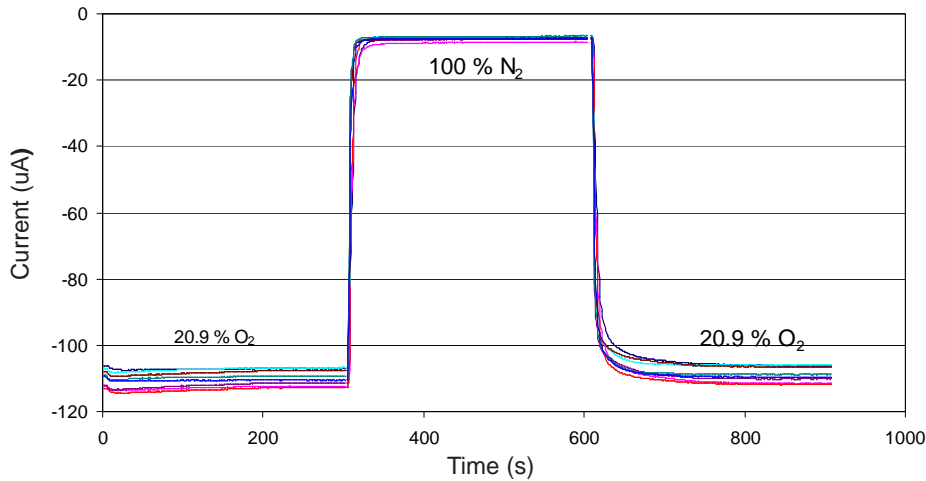
At the end of the product's life, do not dispose of any electronic sensor, component or instrument in the domestic waste, but contact the instrument manufacturer, Alphasense or its distributor for disposal instructions.

For further information on the performance of this sensor, on other sensors in the range or any other subject, please contact Alphasense Ltd. For Application Notes visit "www.alphasense.com".

Technical Specification

LFO2-A4 Oxygen Sensor Performance Data

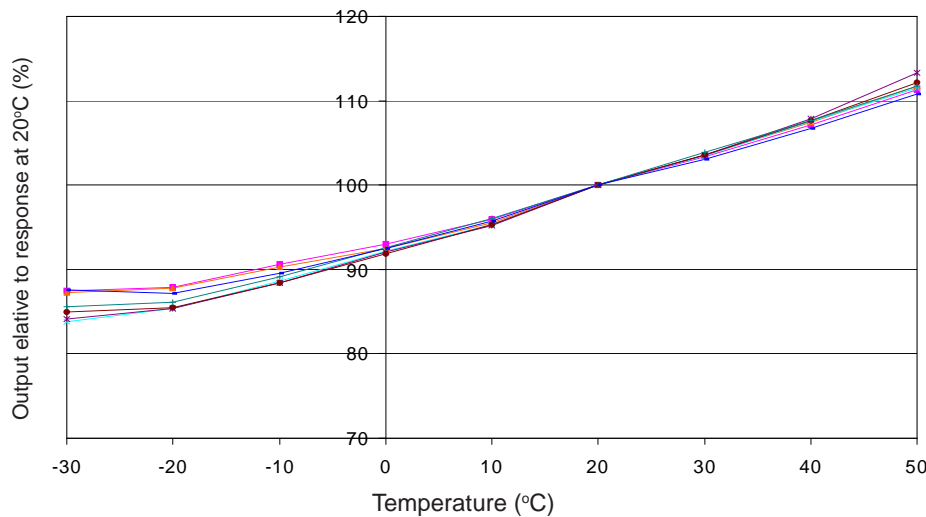
Figure 2 Response to 20.9% Oxygen



Sensor response is fast and repeatable, returning rapidly to the baseline.

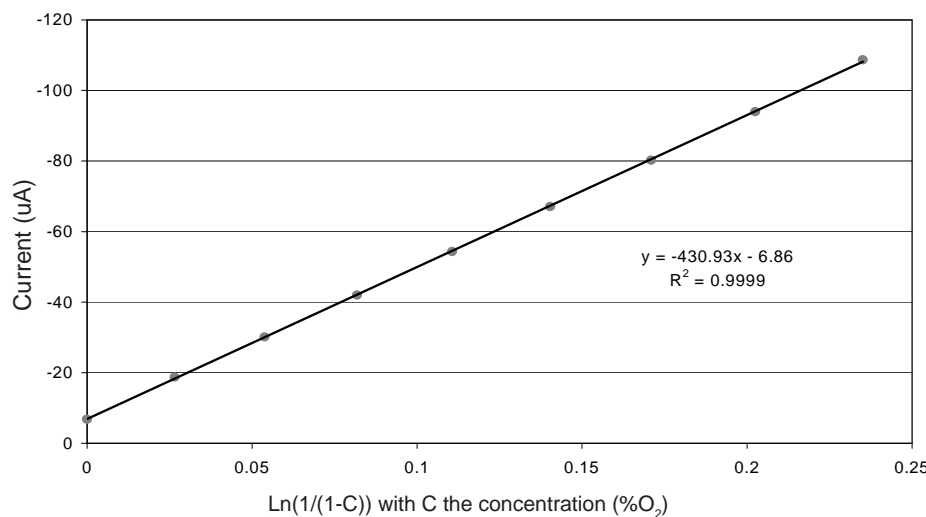
The sensor must be biased at -600mV continuously if instant response is required when switching on the gas detector.

Figure 3 Sensitivity Temperature Dependence



The very repeatable and nearly linear sensitivity temperature dependence allows for simple correction in software.

Figure 4 Linearity to 20.9% Oxygen



Although the signal is nearly linear up to 30% O₂, theory is proven to be accurate by fitting the output with the function $K \cdot \ln(1/(1-C))$