

# UV Sensor Probe

## GUVx-T1xGC-I8LO1

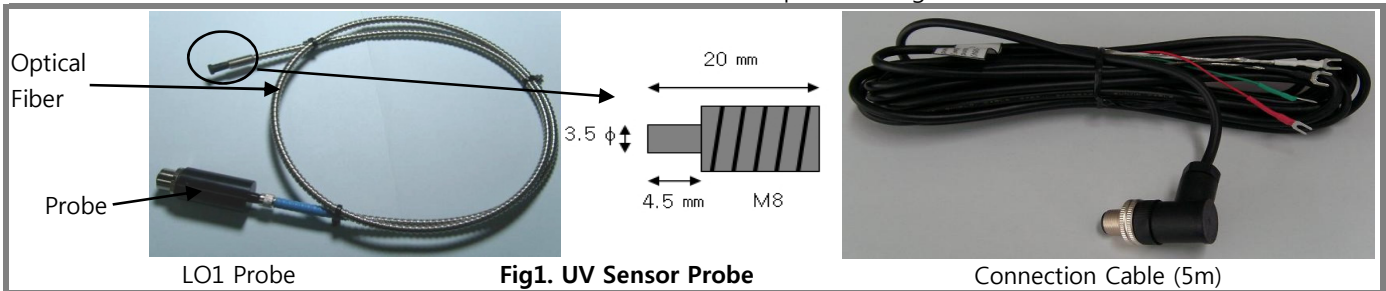
### Features

- Single Supply Voltage, 3 wire 4-20 mA Current Output
- High Temperature Environment (under 200°C)

### Applications

UV Power Measure

UV Lamp Monitoring



### Case dimensions

LO Probe (mm)		LO Probe Material	Optical Fiber		
Diameter	Total		Length (m)	Core (mm)	Material
20	56	AI-60	1	1	SUS 304

### Absolute Maximum Ratings

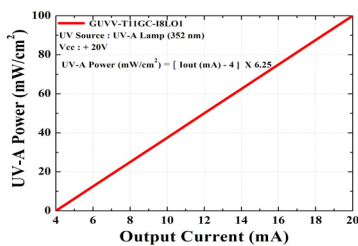
Parameter	Min.	Typ.	Max.	Unit	Remark
Operating Temperature			200	°C	
			85	°C	

### Electro-Optical Characteristics (at 25 °C)

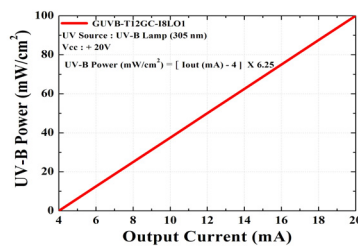
Parameter	Symbol	Min.	Typ.	Max.	Unit	Remark
Supply Voltage	$V_{CC}$	9		24	VDC	
Offset Current	$I_{off}$		4		mA	
Detection Range	GUVV-T11GC-I8LO1	$\lambda$	230	395	nm	10% of Max.
	GUVB-T12GC-I8LO1	$\lambda$	220	320	nm	
	GUVC-T11GC-I8LO1	$\lambda$	220	280	nm	
Output Current	$I_{out}$	4		20	mA	
Detection Power Range	P	0		100	mW/cm <sup>2</sup>	
Response Time	T		10		ms	

\* maximum detection range : 100 mW / cm<sup>2</sup> (default), 1000 mW / cm<sup>2</sup> (optional)

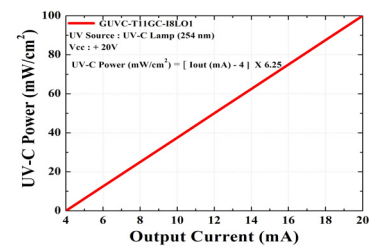
### Output Current along UV power



GUVV-T11GC-I8LO1



GUVB-T12GC-I8LO1



GUVC-T11GC-I8LO1

$$\text{UV Power (mW/cm}^2\text{)} = [\text{Iout (mA)} - 4] \times 6.25$$