

# Outdoor UV Index Meter

## GUVB-S11GS-AG03.4

### Features

UVI display with solar cell panel (No need for additional power supply)

### Material

Case : ABS

Cover : Acrylic

### Physical Dimensions & Connection

[unit : mm ]

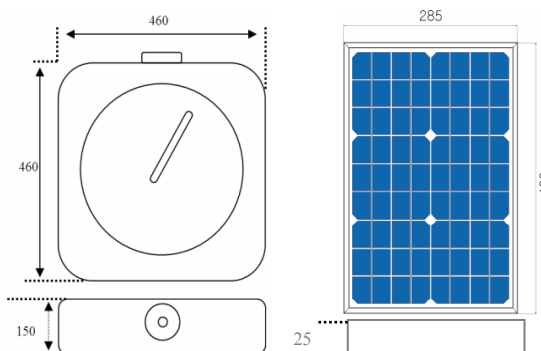


Fig1. Physical Dimensions

### Absolute Maximum Ratings

Parameter	Symbol	Value	Unit	Remark
Storage Temperature	T <sub>sp</sub>	-30 ~ 80	°C	
Operating Temperature	T <sub>op</sub>	-30 ~ 70	°C	

### Mechanical Data

Parameter	Value	Unit	Remark
Weight	11	kg	with Solar Pannel
Size	Indicator	460 × 460 × 150	mm <sup>3</sup>
	Solar Panel	285 × 420 × 25	mm <sup>3</sup>

### Electrical Characteristic (at 25 °C)

Parameter	Symbol	Value			Unit	Remark
		Min.	Typ.	Max.		
UV Index Display		0		11+	UVI	
Delay Time	Tr		10		sec	

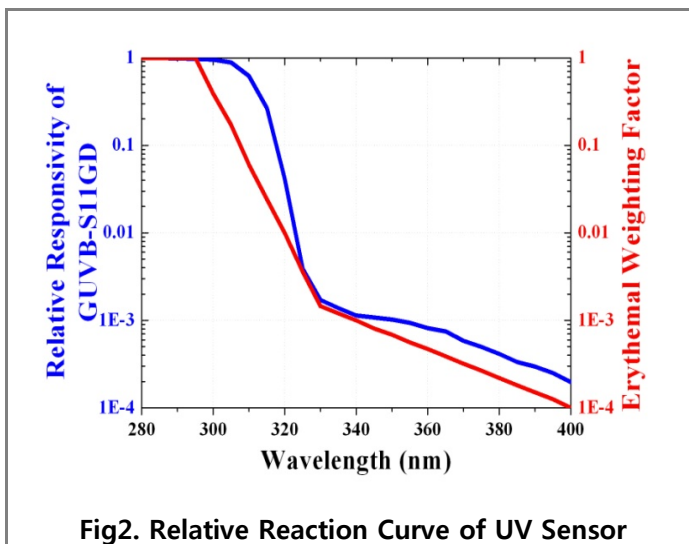


Fig2. Relative Reaction Curve of UV Sensor

Exposure Category	UVI Range
Low	< 2
Moderate	3 to 5
High	6 to 7
Very high	8 to 10
Extreme	11+

\*Reflects adoption of the Global Solar UV Index (effective May 2004).

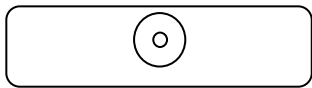
Fig3. UV Index information

# Outdoor UV Index Meter

GUVB-S11GS-AG03.4


## Cautions for installation

### ① UV Sensor Part




1. Do not install(locate) the Sensor Part in the shade of trees or buildings
2. Install (locate) the Sensor Part in the place with direct sunlight

### ② Solar Cell Panel



1. Adjust the direction(angle) of the Solar Panel to Sunlight
2. Fully expose the Solar Panel to direct sunlight
3. Be careful not to block the sunlight

### ③ Indicator



1. Install to be visible for people

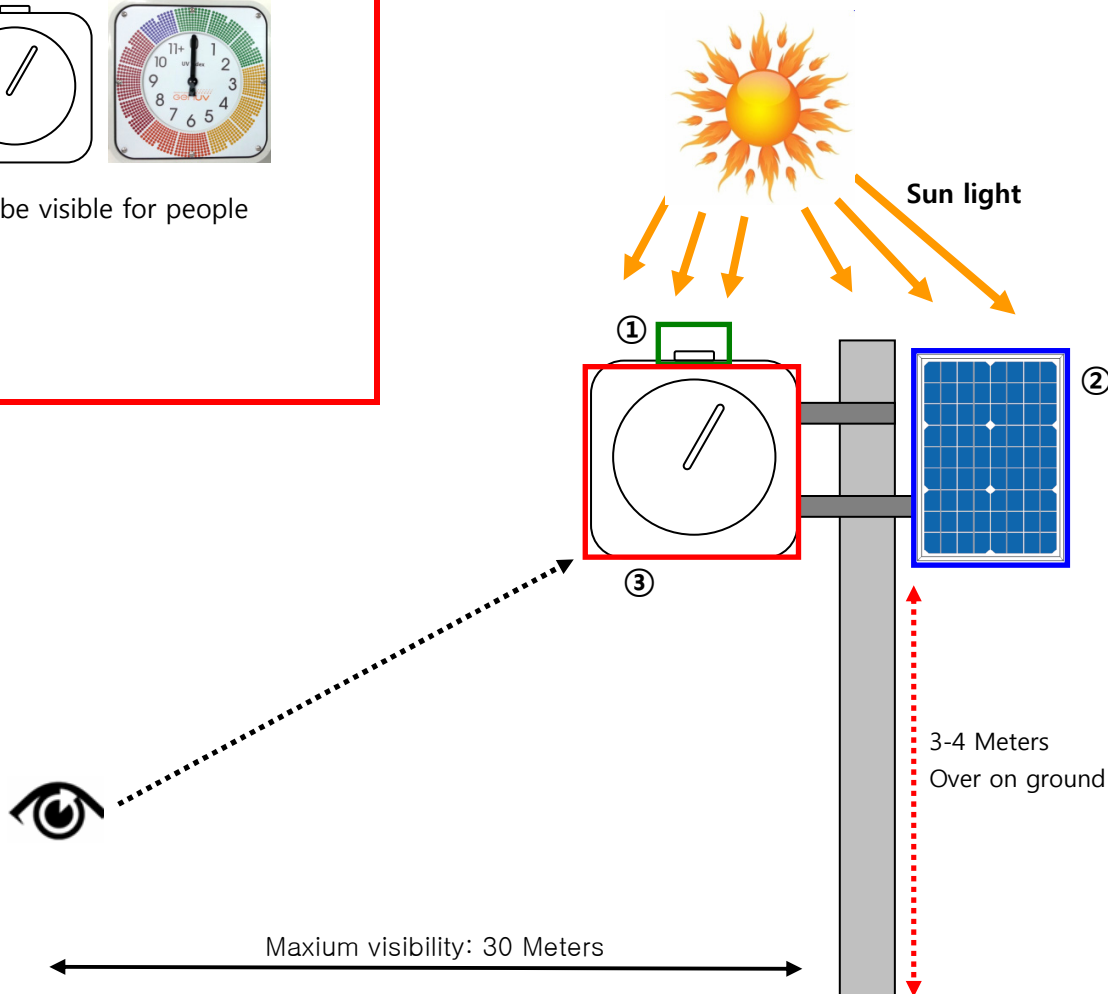


Fig4. Installation Example

## Outdoor UV Index Meter GUVB-S11GS-AG03.4

### Actual Installation Example




Fig 5. Actual Installation Example